

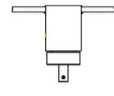
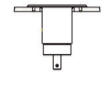
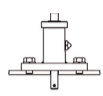

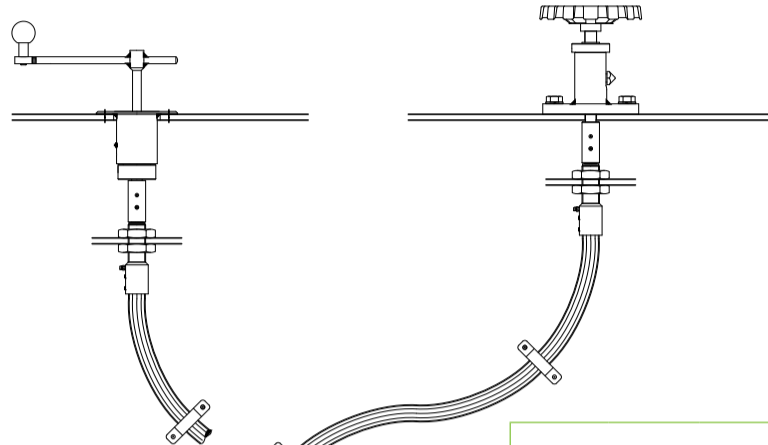


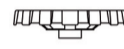

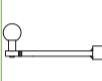

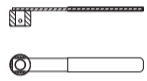
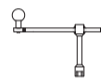
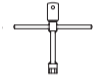
Terminology of Flexible Reach Rod Items

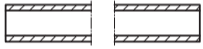

T0. Flexible Reach Rod		
THT	Ø Core	
Tramistec High Torque	13 mm	16 mm
		
T0.1	T0.3	T0.6






*: image of core






T1. Operating Unit				
Type				
Deck connection		Operating unit with position indicator		
T1.1		T1.2		
Connection				
welded	bolted (with flange)	bolted (with DIN-flange)	bolted (with VG-flange)	screw-in type
				
T1.11	T1.12	T1.22-DIN	T1.22-VG	T1.23



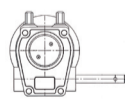
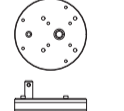
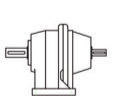
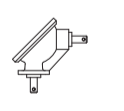
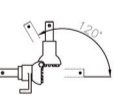
T2. Operating device						
Type						
for flexible reach rod or operating unit					for deck connection	
handwheel	handwheel with knob	crank (fixed)	crank VG85086 (fixed)	lever for quarter-turn valves (fixed)	socket wrench with crank	socket wrench with T-handle
						
T2.1		T2.2	T2.3	T2.3-VG	T2.4	T2.5
Connection						
square	male					
T2.11	T2.12					








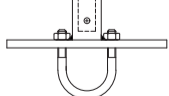

T7. Rigid Extension	
rigid extension rod extension	end fitting for extension rod, weldable
	
T7.00	T7.10

T3. Penetration				
Type				
watertight		not watertight		
T3.1		T3.2		
Connection				
welded	screw-in type	welded	bolted	
T3.11				
Form				
vertical	inclinable			
				
T3.110	T3.111	T3.12	T3.21	T3.22

T6. Mount / Guide				
Mount			Guide	
reach rods ends		reach rod	reach rod	
T6.1		T6.2	T6.3	
Type				
plate with hole	bracket with hole	console* with hole	clamp + base + screws	pipe section
				
T6.11	T6.12	T6.13	T6.21	T6.3

*: example image

T4. Gear				
Type				
direct mounting		with mounting base		
T4.1		T4.2		
Form				
gearbox, quarter-turn, 90°	gearbox, multiturn, F07/10, straight	gearbox, multiturn, straight	angle gears, i=1:1, 90°	swivel gears, i=1:1, 0-120°
				
T4.10	T4.11	T4.21	T4.22	T4.23

T5. Adapter								
Forms to Connect								
male / male with crosshole	male / male square	male / male with feather key	male / multitooth	male / female square	male / female also for welded connection		male / handwheel	female / female
								
T5.0	T5.1	T5.2	T5.3	T5.4	T5.50 without length compensation	T5.51 universal length compensation element	T5.6	T5.7